



Summary Feedback

ST1 – ST4 Teaching Programme 2023

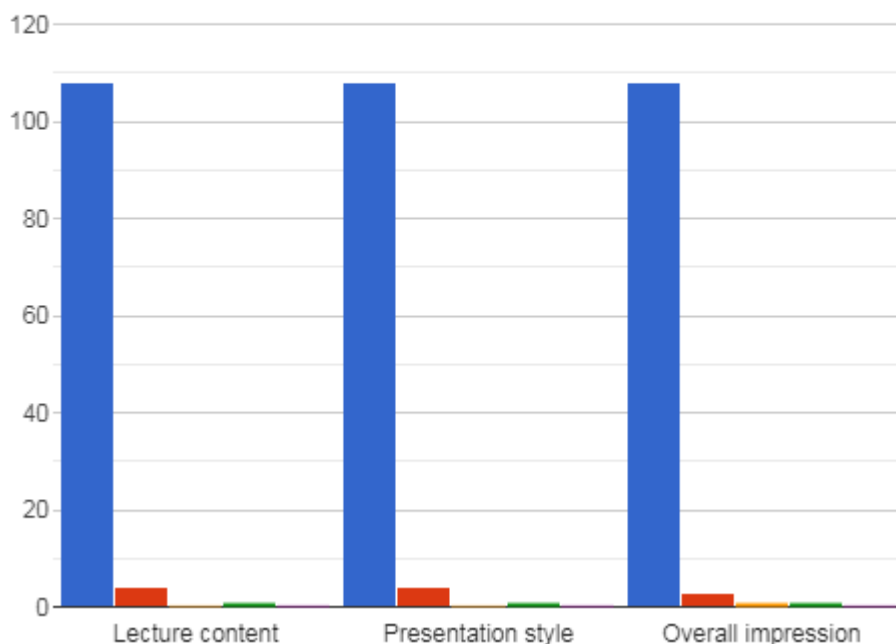
DKT FRCR 2B Practice Viva (Session 31) Essentials of Uroradiology for FRCR Exam (31st August 2023) Delivered By: (Haytham Shebel)

Summary Points:

- ST1-ST4 teaching programme 2023 – FRCR 2B Practice Viva Session 31: 2 hours teaching time
- Total Attendees: 366 from 34 Countries (Algeria, Australia, Bahrain, Bangladesh, Canada, China, Dominica, Egypt, Hong Kong, India, Iraq, Jamaica, Jordan, Kenya, Kuwait, Malaysia, Mauritius, Myanmar, Nepal, Nigeria, Oman, Pakistan, Poland, Qatar, Saudi Arabia, South Africa, Sri Lanka, Sudan, Türkiye, UAE, UK, Yemen, Zambia, Zimbabwe).
- Total feedback received from 113 participants

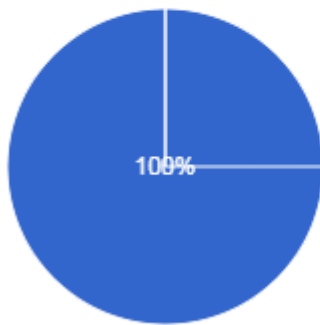
Please rate the following aspects of the session

Excellent Very good Good Satisfactory
Poor



Did you find it useful
113 responses

● Yes
● No



Testimonials

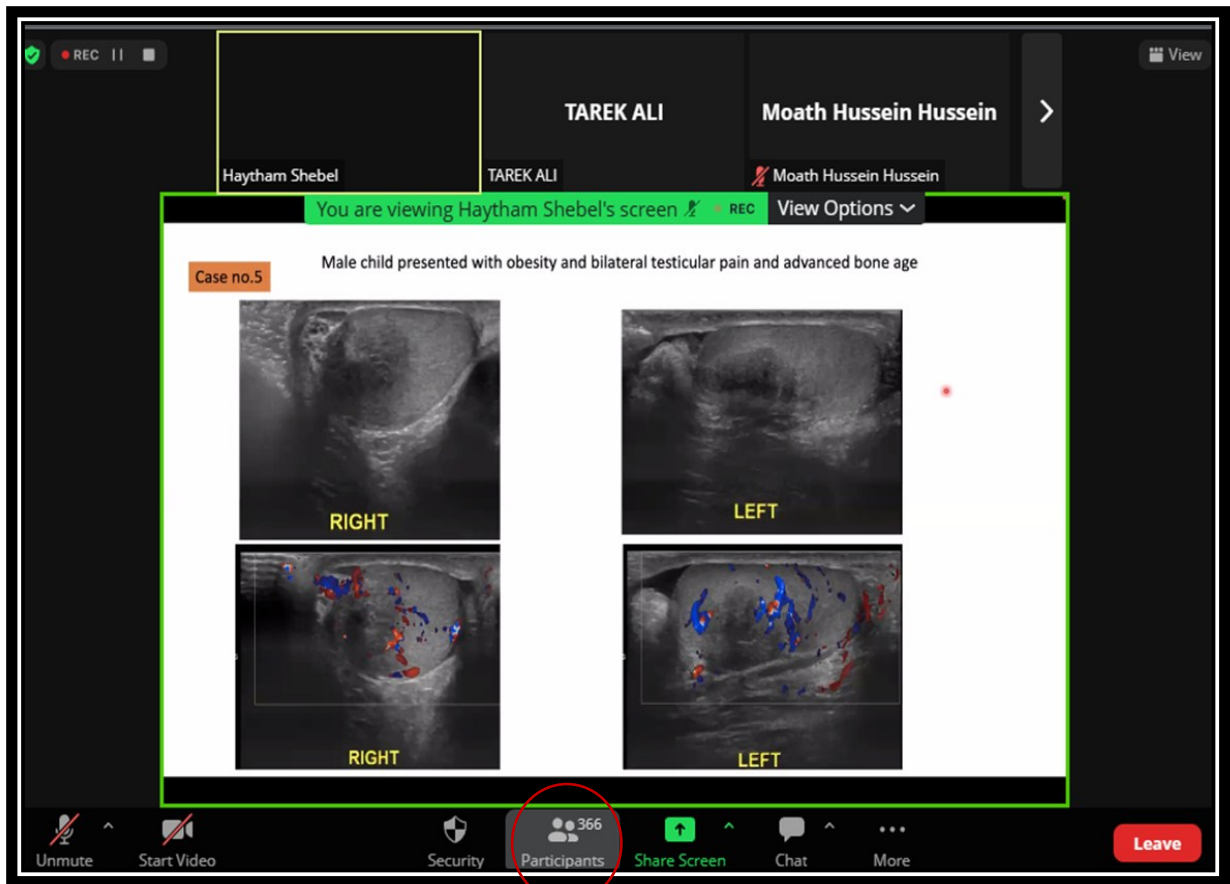
- This is brilliant. Amazing session. These explanations are not there even in well reputed journals. Cannot appreciate this session more. Thank you very much for delivering this much high quality information in these forums (UK).
- Dr. Shebel cleared all my questions in a simplified way. I would like to listen more from him. Thanks to him and Dr.Khan for giving us this opportunity to listen to him (Türkiye).
- Extremely informative session, with very interesting cases and comprehensive discussion (Egypt).
- Great explanations, genuinely great teaching by a great doctor (UK).
- Great explanations from pathophysiology and imaging up to management (India).
- Very unique way of presentation of typical cases. Interesting (Pakistan).
- Interesting cases and clear pedagogical lecture. Excellent explication and feedback (Algeria).
- Cases and information are excellent (UK).
- Very excellent (UK).
- First time my concepts have been cleared regarding renal function (Pakistan).
- Excellent cases (Sri Lanka).
- "Great teaching skill. Elaborate explanation" (Zambia).
- "New interesting theory of explaining cases of delayed nephrogram. Essential points in presenting focal renal lesions are useful" (Sri Lanka).
- The concept of renal pathology and adrenal adenoma was useful (UK).
- Excellent teaching, I have learnt a lot (UK).
- Excelllent session. Very powerful teacher (Zambia).
- Excellent thanks a lot (Egypt).
- Brilliant session (Algeria).

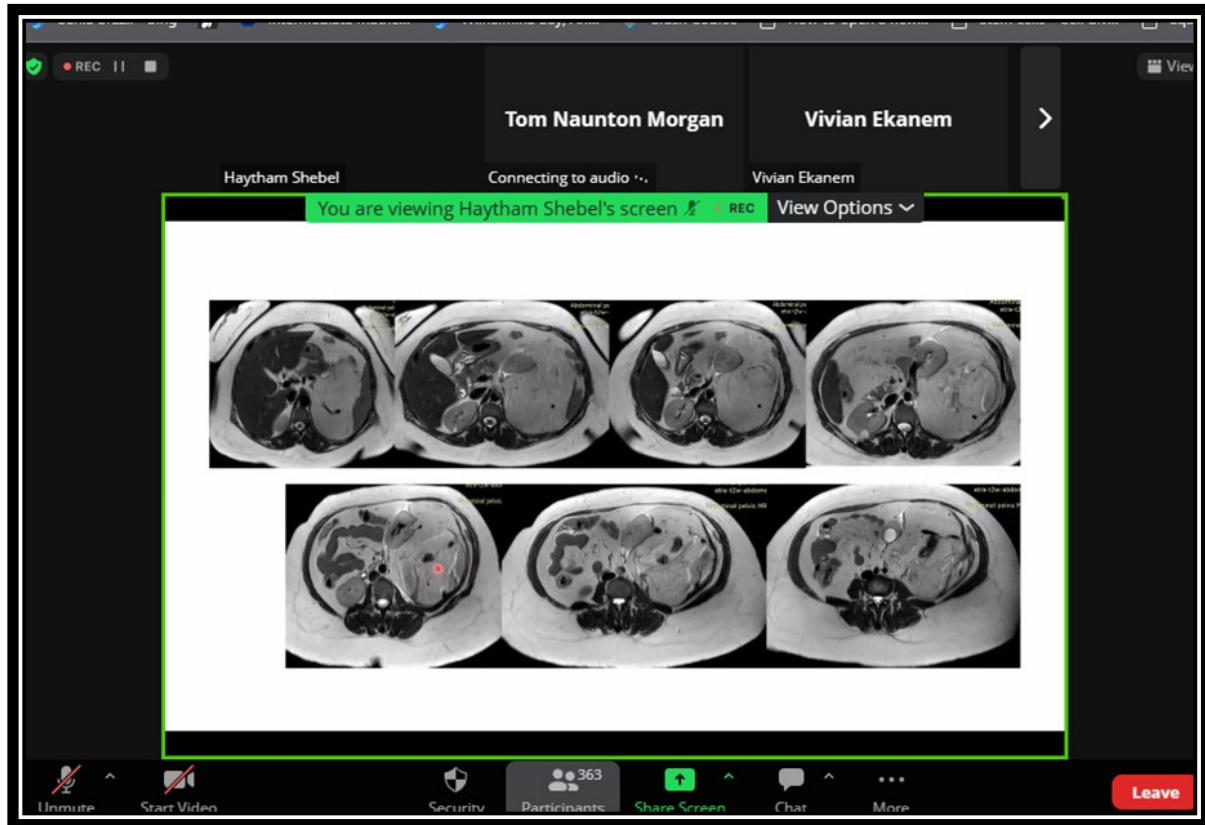
DKT FRCR 2B Practice Viva (Session 31) - Essentials of Uroradiology for FRCR Exam

- Very informative (UAE).
- Great lecture, alot information and thanks a lot (Yemen).
- Very exvellent. He taught concepts which I didnt know. The 4 phases of renal vascularity was useful (Kenya).
- All aspects are perfect (Saudi Arabia).
- Variety of cases (Saudi Arabia).
- I liked cases and teacher (Pakistan).
- Usefull (Oman).
- I liked type of cases , pitfalls (Egypt).
- Cases explanation was sueful (Egypt).
- To the point (Egypt).
- Interesting cases . Arranged. Clear (Saudi Arabia).
- Good cases (UK).
- Excellent teaching session (Pakistan).
- Nice cases and discussion (Saudi Arabia).
- Kidneus (UK).
- I liked the descriptors to be used in exam (India).
- Excellent cases and teaching (UK).
- All aspects are excellent (Pakistan).
- I liked the explanation (Pakistan).
- Great tips of differentiating between two differentials (UK).
- I liked the content and teaching (Kuwait).
- Awesome (Pakisatn).
- I liked the approach of the cases, great discussion (Sudan).
- Exact techniques and criteria to confirm diagnosis (Oman).
- I liked the teaching material (UAE).
- Excellent cases and great explanation (Oman).
- Explanation of concepts was amazing (India).
- Excellent cases and teaching points (Egypt).
- Excellent cases and discussion (Kenya).
- I liked the calm approach to difficult and confusing topics (Nigeria).
- The interactive session between the lecturer and student (Kenya).
- Very informative session (Pakistan).
- Very knowledgeable presenter (Kenya).
- Comprehension and examples are good (Pakistan).
- It was excellent (Pakistan)
- Great knowledge (Pakistan).
- Perfect (Saudi Arabia).
- Wow (India).
- Great (Bahrain).
- It was great and beneficial (Sudan).
- Excellent, need more sessions (Saudi Arabia).
- Standing ovation (Pakistan).
- Excellent sir (Pakistan).

DKT FRCR 2B Practice Viva (Session 31) - Essentials of Uroradiology for FRCR Exam

- Superb session (India).
- Great teacher! (Kenya).
- Very educative (Nigeria).
- Excellent teaching session (Kenya).
- Great session (Egypt).
- Nice talk (Saudi Arabia).





DR. KHAN'S TEACHING
DKT
The A to Z of FRCR 2B Exam

Starting 18:30 BST
31-08-2023

ST1 - ST4 Teaching Programme 2023
FRCR 2B Practice Viva (Session 31)
Guest Speaker's Corner
Essentials of Uroradiology for FRCR Exam



Dr. Haytham Shebel
Professor of Radiology
Urology and Nephrology Center, Mansoura University, Egypt